

US VEGAN CLIMATE INDEX



Investing for Humanity

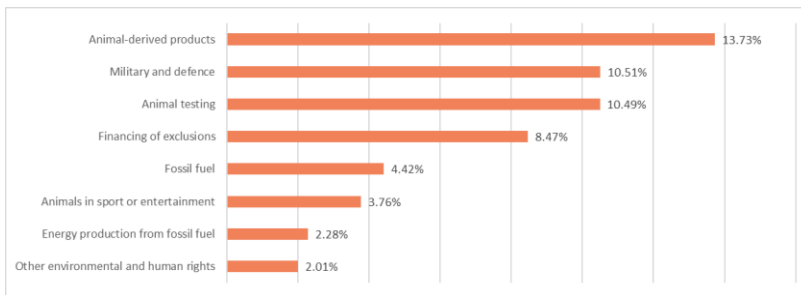
The US Vegan Climate Index (VEGAN), developed by Beyond Investing is a passive, rules-based index of U.S. mainly large cap stocks, screened according to vegan and climate-conscious principles.

VEGAN excludes companies engaged in animal exploitation, defense, human rights abuses, fossil fuels extraction and energy production, and other environmentally damaging activities. VEGAN includes mid cap stocks that replace companies in sectors that become underweight through their exclusions.

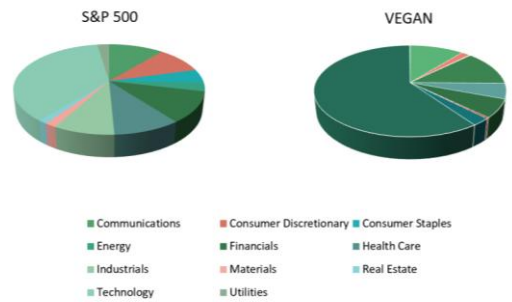
VEGAN demonstrates that it is possible to obtain broad-based market exposure, whilst adhering to animal and environmentally-friendly principles.

Ticker	.VEGAN
Inception date	6 June 2018
Benchmark	S&P500 Index
Calculation agent	Solactive AG
Number of stocks	267
Weighted average market cap	\$ 581.20B
Beta	1.1
Tracking error	6.32%
Excess return (annualised through 31 Dec 2025)	2.19%

Breakdown of exclusions



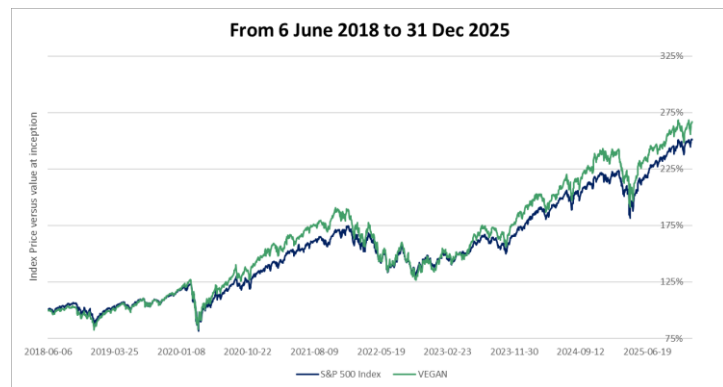
Sector comparison



Top 10 Constituents

ALPHABET INC-CL A	4.77%
VISA INC-CLASS A SHARES	4.73%
MASTERCARD INC-CLASS A	4.69%
MICRON TECHNOLOGY INC	4.59%
NVIDIA CORP	4.45%
APPLE INC	4.40%
BROADCOM INC	4.40%
UNITEDHEALTH GROUP INC	4.14%
CISCO SYSTEMS INC	4.10%
ADVANCED MICRO DEVICES	4.03%

Live Index Price Performance



Holdings subject to change - data as at 31 Dec 2025
All performance and risk figures quoted on Price Return basis.

Beyond Advisors

The founders and partners of Beyond Advisors are experienced investment professionals, leading a vegan lifestyle, who have developed the index guidelines according to vegan and environmentally-friendly principles.

100% aligned
Ethically-driven
Financially skilled
Highly experienced



www.beyondinvesting.com

@BeyondInvest

@beyondinvesting

US VEGAN CLIMATE INDEX



US VEGAN CLIMATE INDEX IMPACT METRICS

	VEGAN	Benchmark	Based on company reported annual figures
Greenhouse gases	36.49	92.75	tons of GHG (Scope 1 & 2) emissions per \$1 million of revenue
Waste generation	2.39	107.23	tons of waste generated per \$1 million revenue
Water utilisation	0.47	12.53	thousand cubic metres fresh water used per \$1 million revenue
Environmental good	20.42%	13.98%	portfolio allocated to environmental solutions
Avoiding environmental harm	0.01%	4.75%	portfolio allocated to environmentally destructive industries
Social good	8.58%	10.39%	portfolio allocated to help alleviate social issues
Avoiding social harm	0.03%	3.77%	portfolio allocated to companies aggravating social issues

REAL WORLD EQUIVALENTS

As compared to the Benchmark, 1 million USD invested in the Vegan Climate Index finances:			Relevant SDGs
Greenhouse gases	27.55	less tons of GHG emissions per year	7, 13, 15
Waste generation	35.08	less tons of waste generated per year	6, 12, 14, 15
Water utilisation	4.51	less thousand cubic metres fresh water used per year	6, 12
Environmental good	6.44%	more invested in industries contributing to environmental solutions	most SDGs
Avoiding environmental harm	4.74%	less invested in industries aggravating environmental problems	most SDGs
Social good	1.81%	less invested in industries helping alleviate social issues	most SDGs
Avoiding social harm	3.74%	less invested in industries aggravating social issues	most SDGs

Impact data courtesy of Impact Cubed IC www.impact-cubed.com as at 31 Dec 2025. SDG references the most relevant UN Sustainable Development Goal for each.

Animal Impact

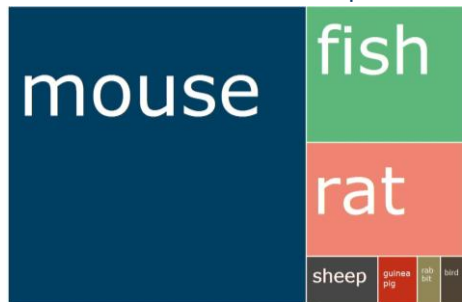
13,000 animals "spared" per \$1 million of VEGAN invested in for one year based on:

- Land animals killed: 18 billion
- Fish caught and farmed: 316 billion
- Egg laying hens: 1.6 billion
- Dairy cows: 64 million
- Animals used for testing: 28 million

Breakdown of animals slaughtered



Breakdown of animals tested upon



USA proportion of global annual figures from National Center for Biotechnology Information, GreenFacts, FAOstat



DISCLAIMER: The information in this document including without limitation all text, data, graphs, and charts (the "Information") is issued by Beyond Investing LLC ("Beyond Investing") and Impact Cubed IC ("Impact-Cubed"). The Information has been obtained from, or is based on, sources believed by Beyond Investing and Impact-Cubed to be reliable, but it is not guaranteed as to its accuracy or completeness. The Information may be changed or amended without prior notice. No representation, warranty or undertaking, express or limited, is given as to the accuracy or completeness of the information or opinions contained in this document by Beyond Investing or Impact-Cubed, any of its partners or employees, and any third party involved in the making or compiling of the Information, and no liability is accepted by such persons for the accuracy or completeness of any information or opinions. The Information is provided without obligation on the part of Beyond Investing or Impact-Cubed on the understanding that any person who acts upon it or changes his investment position in reliance on it does so entirely at his own risk. The information contained does not constitute an offer to buy or sell or an invitation to make any offer to buy or sell futures or interests in any investments referred to herein. The Information may not be reproduced, further distributed, or published in whole or in part by any recipient without prior written permission from Beyond Investing and Impact-Cubed.