

EUROPE VEGAN CLIMATE INDEX



Investing for Humanity

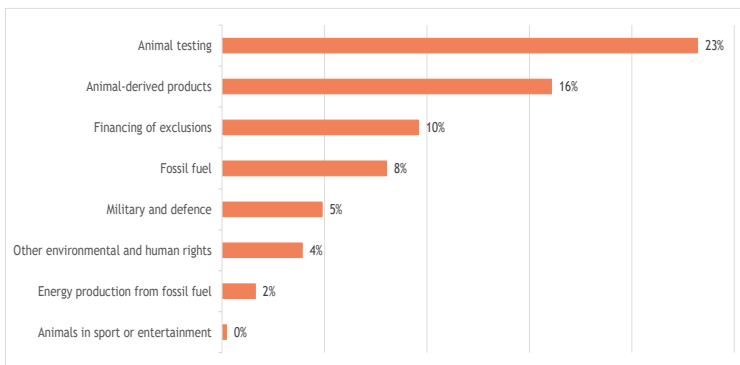
The Europe Vegan Climate Index (VEGANE), developed by Beyond Investing is a passive, rules-based index of European large and mid cap stocks, screened according to vegan and climate-conscious principles.

VEGANE excludes companies engaged in animal exploitation, defense, human rights abuses, fossil fuels extraction and energy production, and other environmentally damaging activities.

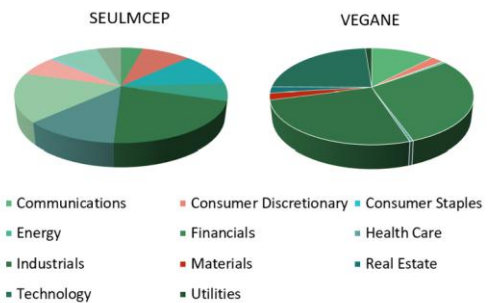
VEGANE demonstrates that it is possible to obtain broad-based market exposure, whilst adhering to animal and environmentally-friendly principles.

Ticker	VEGANE
Inception date	3 June 2021
Benchmark	SEULMC Index
Calculation agent	Solactive AG
Number of stocks	163
Weighted average market cap	€65.6 B
Beta	1.11
Tracking error	4.77%
Excess return (annualised through 31 Mar 2025)	-0.39%

Breakdown of exclusions



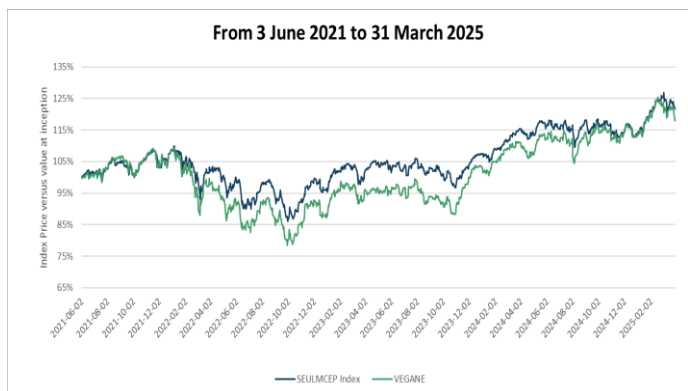
Sector comparison



Top 10 Constituents

SAP SE	4.28%
ASML Holding NV	3.86%
Allianz SE	3.38%
Deutsche Telekom AG	2.97%
Zurich Insurance Group Ltd	2.71%
Schneider Electric SE	2.61%
Munich Reinsurance Company	2.58%
RELX PLC	2.56%
AXA SA	2.33%
ABB Ltd.	2.16%

Live Index Price Performance



Holdings subject to change - data as at 31 Mar 2025.
All performance and risk figures quoted on Price Return basis.

Beyond Advisors

The founders and partners of Beyond Advisors are experienced investment professionals, leading a vegan lifestyle, who have developed the index guidelines according to vegan and environmentally-friendly principles.

100% aligned
Ethically-driven
Financially skilled
Highly experienced



www.beyondinvesting.com

@BeyondInvest

@beyondinvesting

EUROPE VEGAN CLIMATE INDEX



EUROPE VEGAN CLIMATE INDEX IMPACT METRICS

	VEGANE	Benchmark	Based on company reported annual figures
Greenhouse gases	19.38	100.63	tons of GHG (Scope 1 & 2) emissions per \$1 million of revenue
Waste generation	17.69	335.02	tons of waste generated per \$1 million revenue
Water utilisation	0.65	2.17	thousand cubic metres fresh water used per \$1 million revenue
Environmental good	15.18%	8.74%	portfolio allocated to environmental solutions
Avoiding environmental harm	0.01%	11.61%	portfolio allocated to environmentally destructive industries
Social good	5.52%	15.68%	portfolio allocated to help alleviate social issues
Avoiding social harm	0.0%	5.13%	portfolio allocated to companies aggravating social issues

REAL WORLD EQUIVALENTS

As compared to the Benchmark, 1 million USD invested in the Vegan Climate Index finances:		Relevant SDGs
Greenhouse gases	84.76 less tons of GHG emissions per year	7, 13, 15
Waste generation	271.68 less tons of waste generated per year	6, 12, 14, 15
Water utilisation	1.40 less thousand cubic metres fresh water used per year	6, 12
Environmental good	6.40% more invested in industries contributing to environmental solutions	most SDGs
Avoiding environmental harm	11.60% less invested in industries aggravating environmental problems	most SDGs
Social good	-10.20% less invested in industries helping alleviate social issues	most SDGs
Avoiding social harm	5.10% less invested in industries aggravating social issues	most SDGs

Impact data courtesy of Impact Cubed IC www.impact-cubed.com as at 31 Mar 2025. SDG references the most relevant UN Sustainable Development Goal for each.

Animal Impact

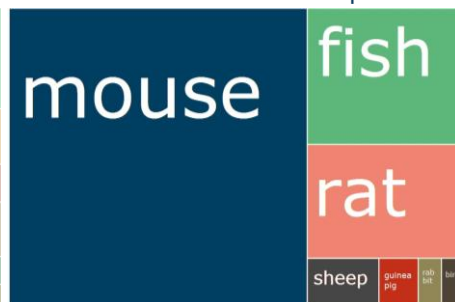
12,000 animals "spared" per €1 million of VEGANE invested in for one year based on:

- Land animals killed: 17 billion
- Fish caught and farmed: 298 billion
- Egg laying hens: 1.5 billion
- Dairy cows: 60 million
- Animals used for testing: 26 million

Breakdown of animals slaughtered



Breakdown of animals tested upon



Europe proportion of global annual figures from National Center for Biotechnology Information, GreenFacts, FAOstat



DISCLAIMER: The information in this document including without limitation all text, data, graphs, and charts (the "Information") is issued by Beyond investing LLC ("Beyond Investing") and Impact Cubed IC ("Impact-Cubed"). The Information has been obtained from, or is based on, sources believed by Beyond Investing and Impact-Cubed to be reliable, but it is not guaranteed as to its accuracy or completeness. The Information may be changed or amended without prior notice. No representation, warranty or undertaking, express or limited, is given as to the accuracy or completeness of the information or opinions contained in this document by Beyond Investing or Impact-Cubed, any of its partners or employees, and any third party involved in the making or compiling of the Information, and no liability is accepted by such persons for the accuracy or completeness of any information or opinions. The Information is provided without obligation on the part of Beyond Investing or Impact-Cubed on the understanding that any person who acts upon it or changes his investment position in reliance on it does so entirely at his own risk. The information contained does not constitute an offer to buy or sell or an invitation to make any offer to buy or sell futures or interests in any investments referred to herein. The Information may not be reproduced, further distributed, or published in whole or in part by any recipient without prior written permission from Beyond Investing and Impact-Cubed.

