

INTERNATIONAL VEGAN CLIMATE INDEX



Investing for Humanity

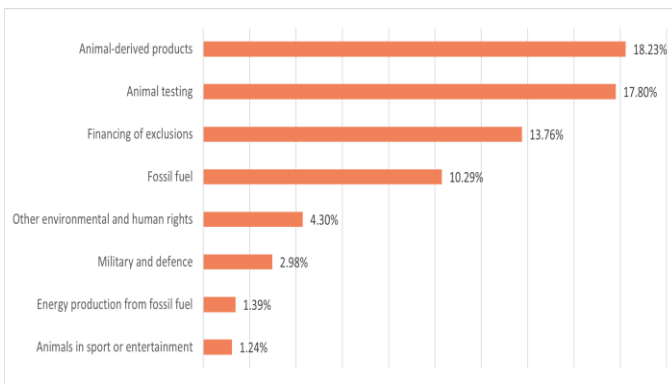
The International Vegan Climate Index (VEGANX), developed by Beyond Investing is a passive, rules-based index of Global (excluding US) large and mid cap stocks, screened according to vegan and climate-conscious principles.

VEGANX excludes companies engaged in animal exploitation, defense, human rights abuses, fossil fuels extraction and energy production, and other environmentally damaging activities.

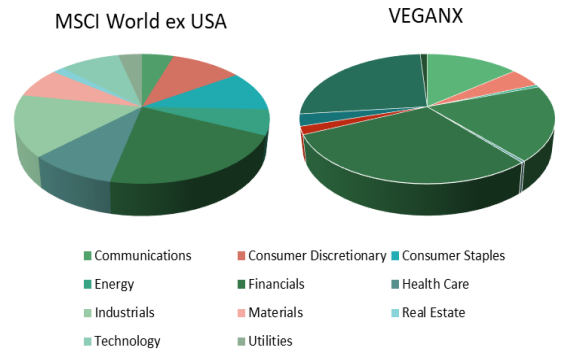
VEGANX demonstrates that it is possible to obtain broad-based market exposure, whilst adhering to animal and environmentally-friendly principles.

Ticker	VEGANX
Inception date	01 June 2022
Benchmark	MXWOU Index
Calculation agent	Solactive AG
Number of stocks	323
Weighted average market cap	\$38 bn
Beta	1.05
Tracking error	0.26%
Excess return (pro forma annualised through 30 June 2024)	7.85%

Breakdown of exclusions



Sector Comparison

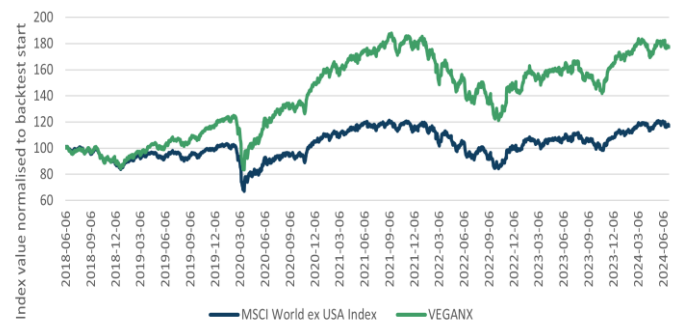


Top 10 Constituents

ASML Holding NV	3.87%
SAP SE	2.70%
Hitachi Ltd	2.05%
Schneider Electric SE	2.05%
Sony Group Corporation	1.94%
Allianz SE	1.90%
ABB Ltd	1.82%
RELX Plc	1.79%
Tokyo Electron Ltd.	1.78%
Shopify Inc. Class A	1.74%

Pro Forma and Live Index Price Performance

From 6 June 2018 to 30 June 2024



Holdings subject to change - data as at 30 June 2024
All performance and risk figures quoted on Price Return basis.

Beyond Advisors

The founders and partners of Beyond Advisors are experienced investment professionals, leading a vegan lifestyle, who have developed the index guidelines according to vegan and environmentally-friendly principles.

100% aligned
Ethically-driven
Financially skilled
Highly experienced



www.beyondinvesting.com

@BeyondInvest

@beyondinvesting

INTERNATIONAL VEGAN CLIMATE INDEX



INTERNATIONAL VEGAN CLIMATE INDEX IMPACT METRICS

	VEGANX	Benchmark	Based on company reported annual figures
Greenhouse gases	28.23	153.52	tons of GHG (Scope 1 & 2) emissions per \$1 million of revenue
Waste generation	11.13	531.79	tons of waste generated per \$1 million revenue
Water utilisation	0.45	3.51	thousand cubic metres fresh water used per \$1 million revenue
Environmental good	18.73%	10.54%	portfolio allocated to environmental solutions
Avoiding environmental harm	0.11%	10.40%	portfolio allocated to environmentally destructive industries
Social good	8.73%	9.47%	portfolio allocated to help alleviate social issues
Avoiding social harm	0.0%	4.38%	portfolio allocated to companies aggravating social issues

REAL WORLD EQUIVALENTS

As compared to the Benchmark, 1 million USD invested in the Vegan Climate Index finances:			Relevant SDGs
Greenhouse gases	119.56	less tons of GHG emissions per year	7, 13, 15
Waste generation	350.34	less tons of waste generated per year	6, 12, 14, 15
Water utilisation	9.41	less thousand cubic metres fresh water used per year	6, 12
Environmental good	9.63%	more invested in industries contributing to environmental solutions	most SDGs
Avoiding environmental harm	9.91%	less invested in industries aggravating environmental problems	most SDGs
Social good	1.23%	less invested in industries helping alleviate social issues	most SDGs
Avoiding social harm	4.38%	less invested in industries aggravating social issues	most SDGs

Impact data courtesy of Impact Cubed IC www.impact-cubed.com as at 30 June 2024. SDG references the most relevant UN Sustainable Development Goal for each.

Animal Impact

17,000 animals “spared” per \$1 million of VEGANX invested in for one year based on:

- Land animals killed: 96 billion
- Fish caught and farmed: 1.7 trillion
- Egg laying hens: 8.4 billion
- Dairy cows: 336 million
- Animals used for testing: 147 million

Breakdown of animals slaughtered



Breakdown of animals tested upon



Based on global figures for animal consumption and exploitation from National Center for Biotechnology Information, GreenFacts, FAOstat



DISCLAIMER: The information in this document including without limitation all text, data, graphs, and charts (the “Information”) is issued by Beyond Advisors LLC (“Beyond Investing”) and Impact Cubed IC (“Impact-Cubed”). The Information has been obtained from, or is based on, sources believed by Beyond Investing and Impact-Cubed to be reliable, but it is not guaranteed as to its accuracy or completeness. The Information may be changed or amended without prior notice. No representation, warranty or undertaking, express or limited, is given as to the accuracy or completeness of the information or opinions contained in this document by Beyond Investing or Impact-Cubed, any of its partners or employees, and any third party involved in the making or compiling of the Information, and no liability is accepted by such persons for the accuracy or completeness of any information or opinions. The Information is provided without obligation on the part of Beyond Investing or Impact-Cubed on the understanding that any person who acts upon it or changes his investment position in reliance on it does so entirely at his own risk. The information contained does not constitute an offer to buy or sell or an invitation to make any offer to buy or sell futures or interests in any investments referred to herein. The Information may not be reproduced, further distributed, or published in whole or in part by any recipient without prior written permission from Beyond Investing and Impact-Cubed.