

VEGAN WORLD INDEX[®]



Investing for Humanity

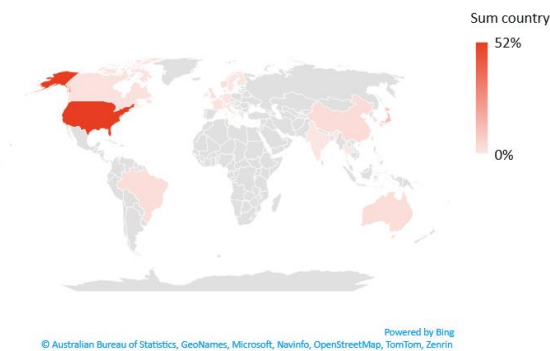
The Vegan World Index, developed by Beyond Investing, and calculated daily by Impact-Cubed, is an actively managed index of global small and mid cap stocks, screened according to vegan and climate-conscious principles and selected according to their relevance to the transition towards a world free of animal exploitation.

The Vegan World Index excludes companies engaged in animal exploitation, defense, human rights abuses, fossil fuels extraction and energy production, and other environmentally damaging activities, and proactively selects those companies whose products and services contribute to the advancement of veganism, tilting towards revenue growth.

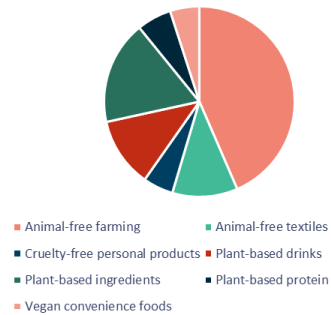
It provides investors with global exposure to growth stocks exposed to the vegan theme.

Inception date	15 June 2021
Benchmark	MSCI World Agriculture and Food Chain Impact-Cubed
Calculation agent	Impact-Cubed
Number of stocks	139
Weighted average market cap	\$2.9 bn
Beta	0.64
Tracking error	0.83%
Excess return (pro forma and live annualised through 31 July 2023)	11.77%

Breakdown by geography



Breakdown by theme

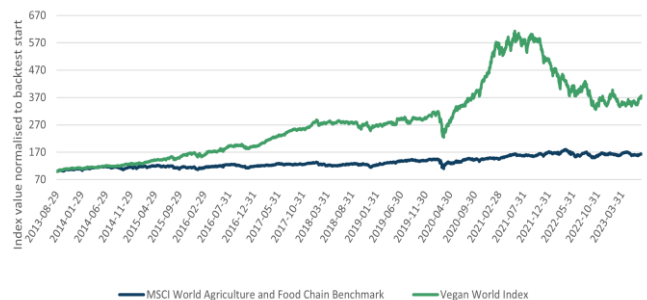


Top 10 Constituents

Natura & Co. Holding SA Sponsored ADR	2.59%
Local Bounti Corporation	2.51%
Ji0.4 Acetate Chemical Co Ltd	2.50%
SLC Agricola S.A.	2.34%
Eclat Textile Co Ltd	2.21%
Celsius Holdings Inc	2.21%
Ginkgo Bioworks Holdings Inc Class A	2.19%
elf Beauty Inc	2.16%
Chongqing Hongjiu Fruit Co. Ltd. Class H	2.10%
GrowGeneration Corp.	2.09%

Pro Forma and Live Index Price Performance

From 30 August 2013 to 31 July 2023



Holdings subject to change - data as at 31 July 2023
All performance and risk figures quoted on Price Return basis.

Beyond Advisors

The founders and partners of Beyond Advisors are experienced investment professionals, leading a vegan lifestyle, who have developed the index guidelines according to vegan and environmentally-friendly principles.

100% aligned
Ethically-driven
Financially skilled
Highly experienced



www.beyondinvesting.com

@BeyondInvest

@beyondinvesting

VEGAN WORLD INDEX®



VEGAN WORLD INDEX IMPACT METRICS

	VEGAN	Benchmark	Based on company reported annual figures
Greenhouse gases	172.64	443.63	tons of GHG (Scope 1 & 2) emissions per \$1 million of revenue
Waste generation	35.44	221.13	tons of waste generated per \$1 million revenue
Water utilisation	4.92	9.84	thousand cubic metres fresh water used per \$1 million revenue
Environmental good	24.24%	2.07%	portfolio allocated to environmental solutions
Avoiding environmental harm	0.95%	21.71%	portfolio allocated to environmentally destructive industries
Social good	2.49%	2.64%	portfolio allocated to help alleviate social issues
Avoiding social harm	8.92%	18.98%	portfolio allocated to companies aggravating social issues

REAL WORLD EQUIVALENTS

As compared to the Benchmark, 1 million USD invested in the Vegan World Index finances:		Relevant SDGs
Greenhouse gases	144.93 less tons of GHG emissions per year	7, 13, 15
Waste generation	121.32 less tons of waste generated per year	6, 12, 14, 15
Water utilisation	2.17 less thousand cubic metres fresh water used per year	6, 12
Environmental good	22.2% more invested in industries contributing to environmental solutions	most SDGs
Avoiding environmental harm	20.8% less invested in industries aggravating environmental problems	most SDGs
Social good	0.2% More invested in industries helping alleviate social issues	most SDGs
Avoiding social harm	10.1% less invested in industries aggravating social issues	most SDGs

Impact data courtesy of Impact Cubed IC www.impact-cubed.com as at 31 July 2023. SDG references the most relevant UN Sustainable Development Goal for each.

Animal Impact

30,000 animals “spared” for every \$1 million invested for one year in animal-free global investments

Land animals killed: 114 billion
 Fish caught and farmed: 2 trillion
 Egg laying hens: 10 billion
 Dairy cows: 400 million
 Animals used for testing: 175 million

Breakdown of animals slaughtered



Breakdown of animals tested upon



Based on global figures for animal consumption and exploitation from National Center for Biotechnology Information, GreenFacts, FAOstat



DISCLAIMER: The information in this document including without limitation all text, data, graphs, and charts (the “Information”) is issued by Beyond Advisors LLC (“Beyond Investing”) and Impact Cubed IC (“Impact-Cubed”). The Information has been obtained from, or is based on, sources believed by Beyond Investing and Impact-Cubed to be reliable, but it is not guaranteed as to its accuracy or completeness. The Information may be changed or amended without prior notice. No representation, warranty or undertaking, express or limited, is given as to the accuracy or completeness of the information or opinions contained in this document by Beyond Investing or Impact-Cubed, any of its partners or employees, and any third party involved in the making or compiling of the Information, and no liability is accepted by such persons for the accuracy or completeness of any information or opinions. The Information is provided without obligation on the part of Beyond Investing or Impact-Cubed on the understanding that any person who acts upon it or changes his investment position in reliance on it does so entirely at his own risk. The information contained does not constitute an offer to buy or sell or an invitation to make any offer to buy or sell futures or interests in any investments referred to herein. The Information may not be reproduced, further distributed, or published in whole or in part by any recipient without prior written permission from Beyond Investing and Impact-Cubed.